

SUPPLEMENTARY MATERIAL TO
Chemical applicability of Sombor indices

IZUDIN REDŽEPOVIĆ*

*Department of Chemistry, Faculty of Science, University of Kragujevac, P. O. Box 60,
34000 Kragujevac, Serbia*

J. Serb. Chem. Soc. 86 (5) (2021) 445–457

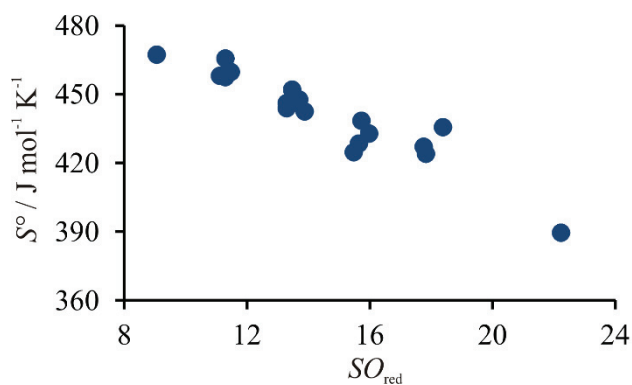


Fig. S-1. The correlation between the reduced Sombor index and entropy of octane isomers.

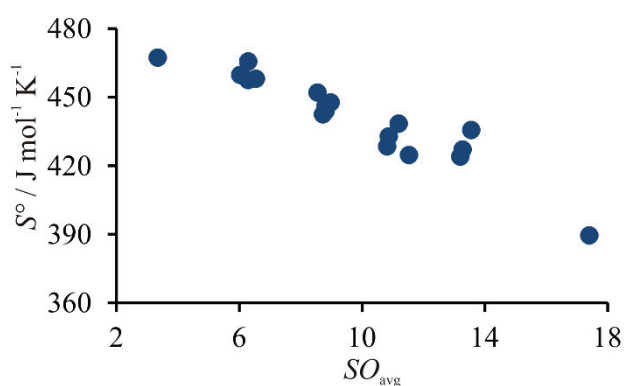


Fig. S-2. The correlation between the average Sombor index and the entropy of octane isomers.

* E-mail: izudin.redzepovic@pmf.kg.ac.rs

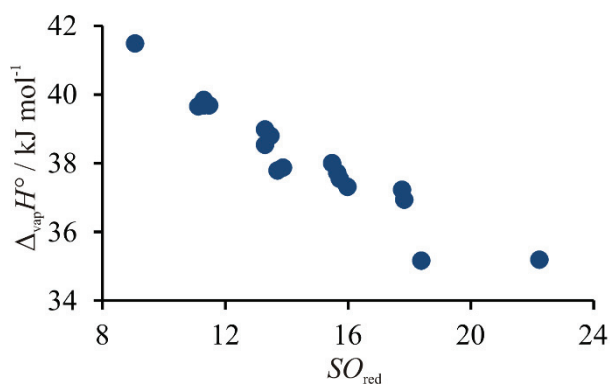


Fig. S-3. The correlation between the reduced Sombor index and the enthalpy of vaporization of octane isomers.

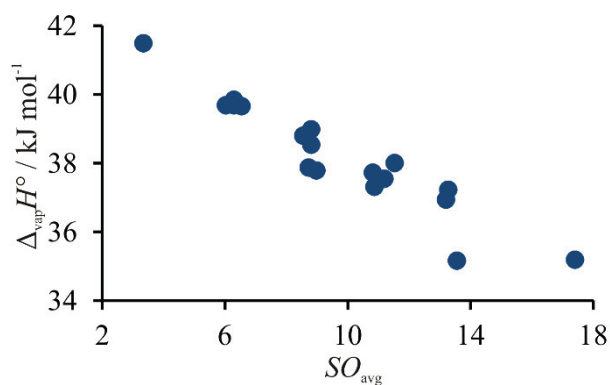


Fig. S-4. The correlation between the average Sombor index and the enthalpy of vaporization of octane isomers.

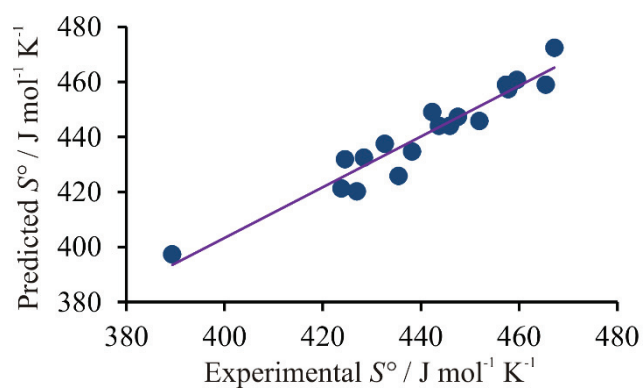


Fig. S-5. The correlation between the experimental and predicted data using the Sombor index and the first Zagreb index.

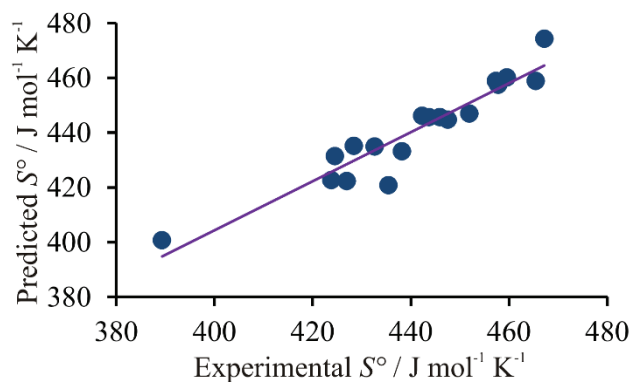


Fig. S-6. The correlation between the experimental and predicted data using the average Sombor index.

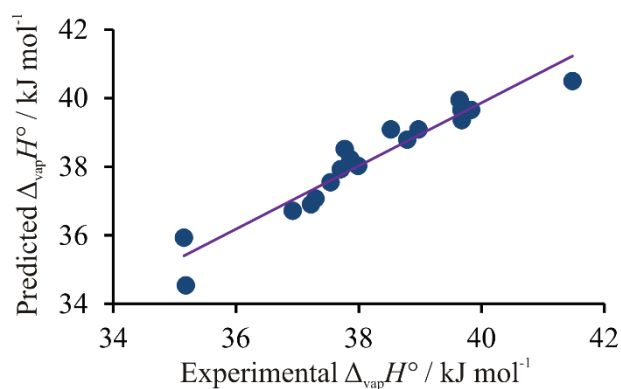


Fig. S-7. The correlation between the experimental and predicted data using the Sombor index and the first Zagreb index.

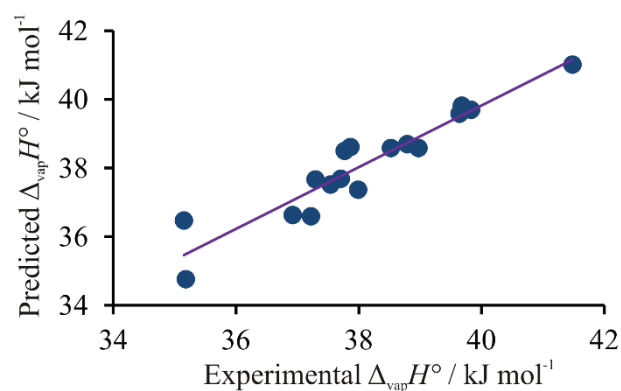


Fig. S-8. The correlation between the experimental and predicted data using the average Sombor index and the first Zagreb index.