



J. Serb. Chem. Soc. **00(0)** S1-S5 (2024)

Journal of
the Serbian
Chemical Society

ersion
lectronic

JSCS-info@shd.org.rs • www.shd.org.rs/JSCS

Supplementary material

SUPPLEMENTARY MATERIAL TO
Synthesis of methyl 3,4-anhydro-6-bromo-2-*O*-*tert*-butyldimethylsilyl-6-deoxy- α -D-allopyranoside from α -D-glucose

DORĐE GLIŠIN, OLGA JOVANOVIĆ, GORDANA STOJANOVIĆ, ALEKSANDRA ŽIVKOVIĆ, DRAGAN STOJANOVIĆ, MARINA PAVLOVIĆ AND BILJANA ARSIĆ *

Department of Chemistry, Faculty of Sciences and Mathematics, University of Niš, Višegradska 33, 18000 Niš, Republic of Serbia.

* Corresponding author. E-mail: biljana.arsic@pmf.edu.rs
<https://doi.org/10.2298/JSC230831049G>

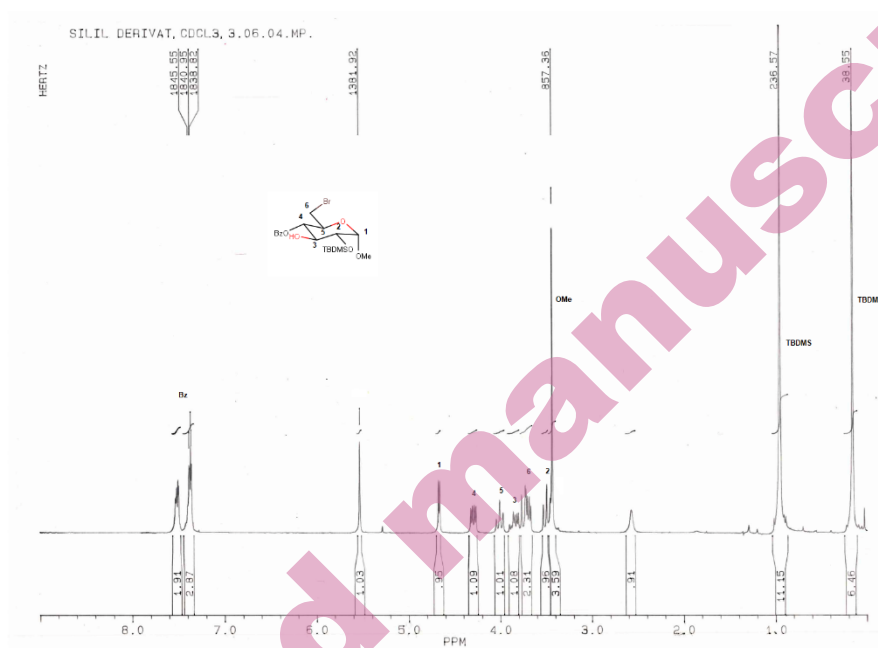


Figure S1. ^1H NMR spectra with proton assignments for methyl 4-*O*-benzoyl-6-bromo-2-*O*-*tert*-butyldimethylsilyl-6-deoxy- α -D-glucopyranoside (**4**).

^1H NMR (250 MHz, CDCl_3): δ 7.36-7.60 (m, 5 H, OBz), 4.65 (d, 1 H, H-1), 4.35 (dd, 1 H, H-4), 3.81 (t, 1 H, H-5), 3.8-3.9 (m, 1 H, H-3), 3.65-3.80 (m, 2 H, H-6), 3.50 (m, 1 H, H-2), 3.43 (s, 3 H, OMe), 0.95 (s, 9 H, *tert*-butyl), 0.15 (s, 6 H, dimethylsilyl).

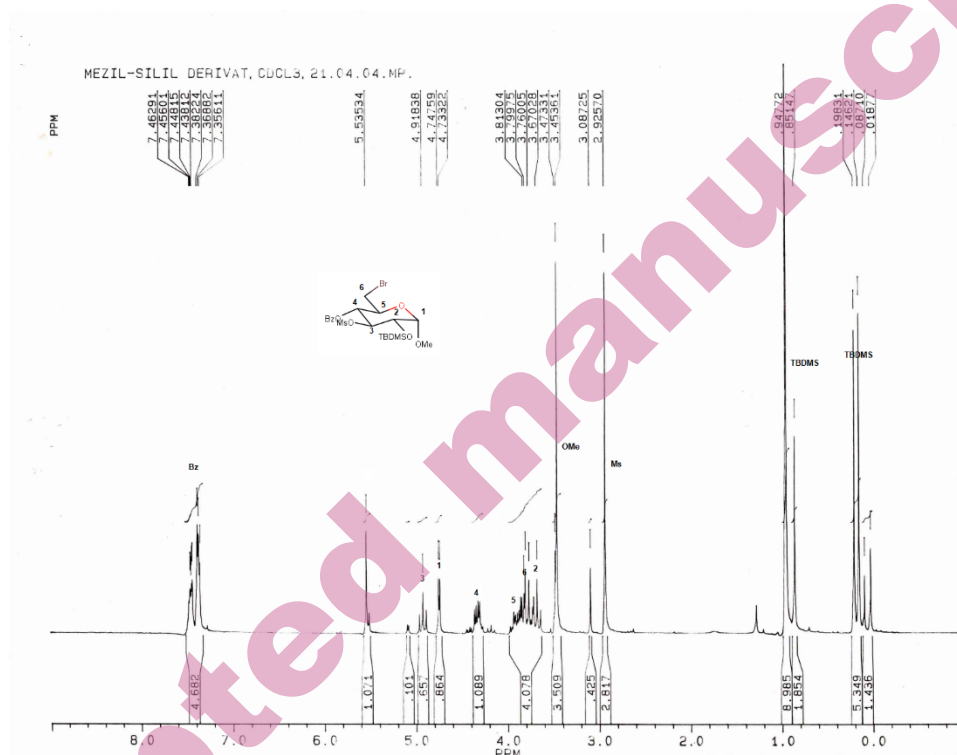


Figure S2. ^1H NMR spectra with proton assignments for methyl 4-*O*-benzoyl-6-bromo-2-*O*-*tert*-butyldimethylsilyl-6-deoxy-3-*O*-mesyl- α -D-glucopyranoside (**6**).

^1H NMR (250 MHz, CDCl_3): δ 7.41 (m, 5 H, OBz), 4.92 (t, 1 H, H-3), 4.74 (d, 1 H, $J=3.6$ Hz, H-1), 4.2-4.4 (dd, 1 H, H-4), 3.81 (t, 1 H, $J=3.3$ Hz, H-5), 3.76 (m, 2 H, H-6), 3.67 (dd, 1 H, H-2), 3.46 (s, 3 H, OMe), 2.93 (s, 3 H, OMs), 0.95 (s, 9 H, *tert*-butyl), 0.17 (s, 6 H, dimethylsilyl).

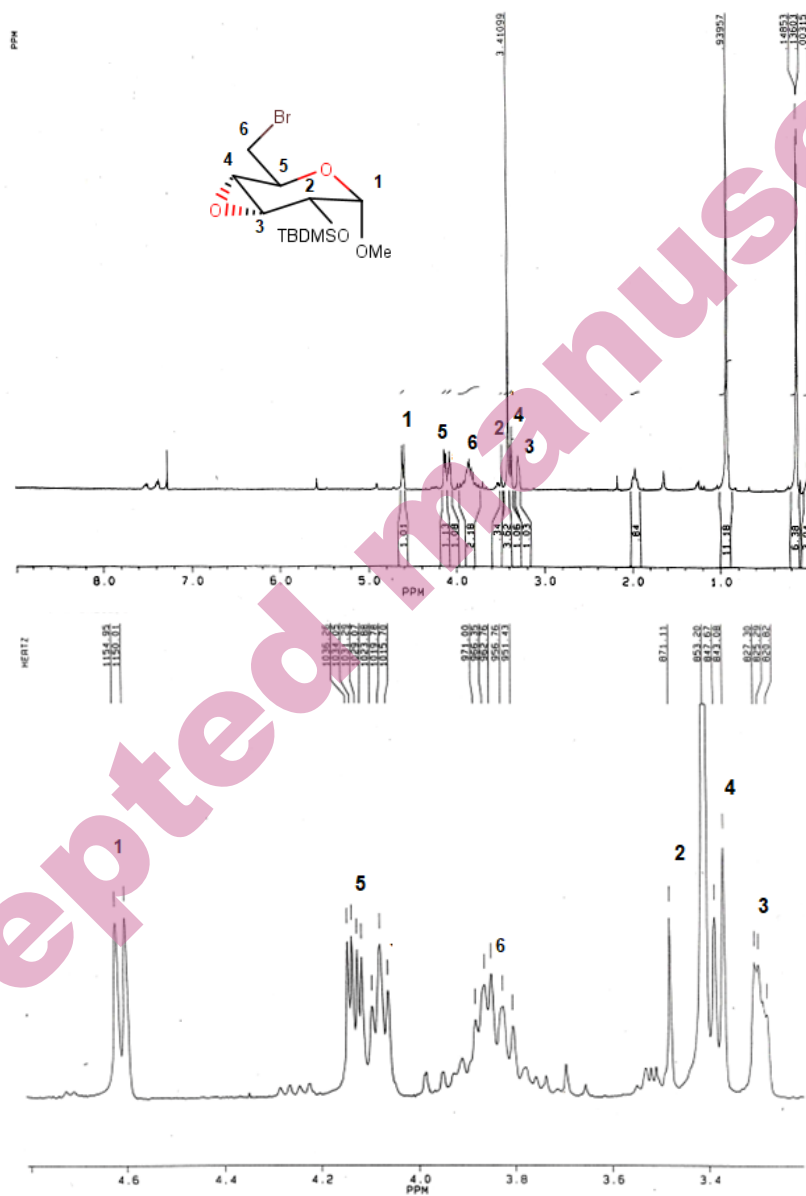


Figure S3. ^1H NMR spectra with proton assignments for methyl 3,4-anhydro-6-bromo-2-*O*-*tert*-butyldimethylsilyl-6-deoxy- α -D-allopyranoside (**8**).

^1H NMR (250 MHz, CDCl_3): δ 4.61 (d, 1 H, H-1), 4.14 (m, 1 H, H-5), 3.85 (m, 2 H, H-6), 3.41 (d, 1 H, H-2), 3.41 (s, 3 H, OMe), 3.38 (m, 1 H, H-4), 3.30 (m, 1 H, H-3), 0.94 (s, 9 H, *tert*-butyl), 0.14 (s, 6 H, dimethylsilyl).

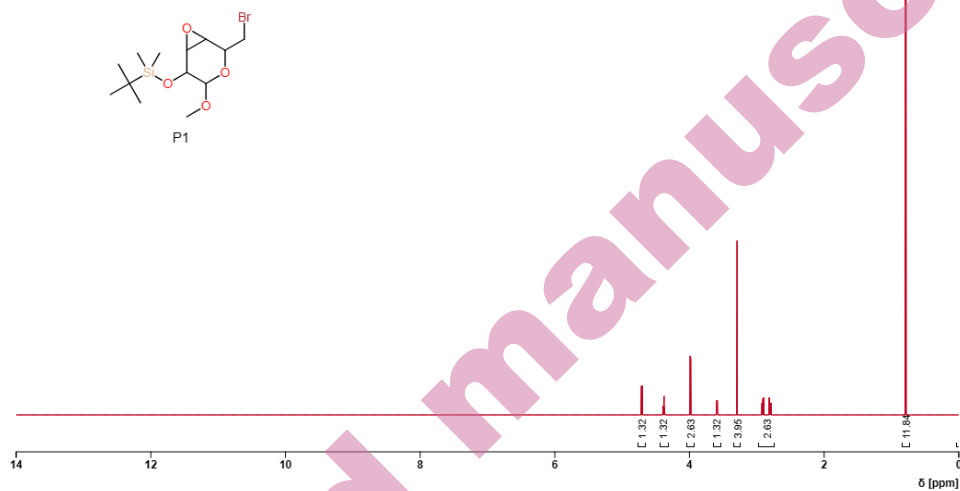


Figure S4. Simulated ^1H NMR spectrum of methyl 3,4-anhydro-6-bromo-2-*O*-tert-butyl-dimethylsilyl-6-deoxy- α -D-allopyranoside (**8**) using NMRium.