

**Supporting Information**

**Synthesis, characterization, antibacterial, antifungal, antioxidant activity and density functional theory studies of novel sulfapyridine compounds containing schiff base and Cu(II) complexes**

HAKAN SAHAL<sup>1\*</sup>, MEHMET FERDI FELLAH<sup>2\*\*</sup>, ERDAL CANPOLAT<sup>3</sup>, MEHMET KAYA<sup>1</sup>, SEHER GUR<sup>4</sup> and SEMRA TURKOGLU<sup>5</sup>

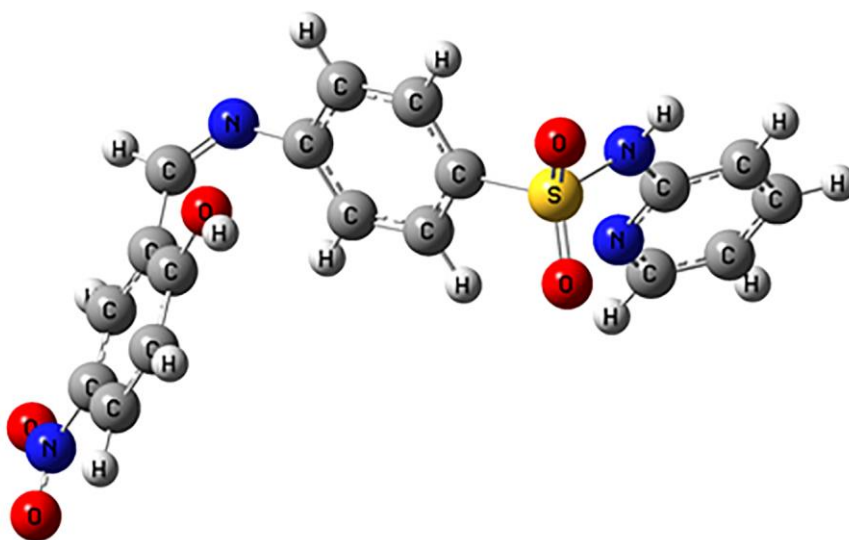
<sup>1</sup>*Firat University, Faculty of Science, Department of Chemistry, Elazig, Turkey*

<sup>2</sup>*Bursa Technical University, Department of Chemical Engineering, Bursa, Turkey*

<sup>3</sup>*Firat University, Faculty of Education, Department of Elementary Education, Elazig, Turkey*

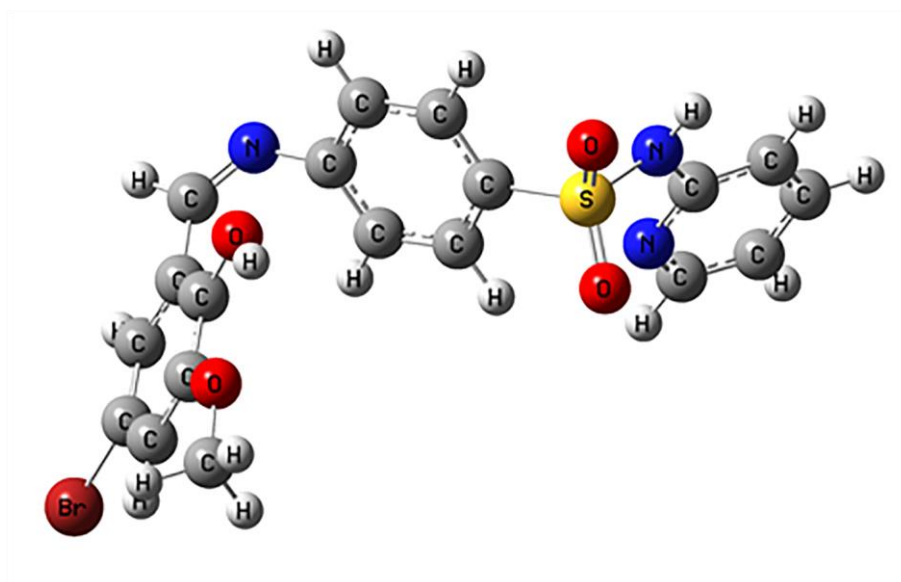
<sup>4</sup>*Firat University, Faculty of Science, Department of Biology, Elazig, Turkey*

<sup>5</sup>*Firat University, Faculty of Health Sciences, Department of Nutrition and Dietetics, Elazig, Turkey*



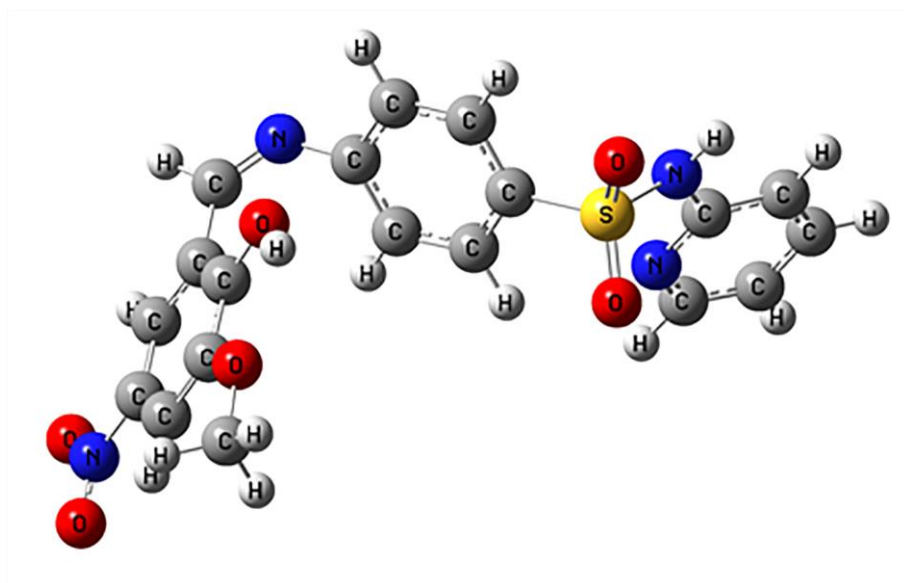
25

Fig. S1. Optimized geometry of  $L^2H$  ligand



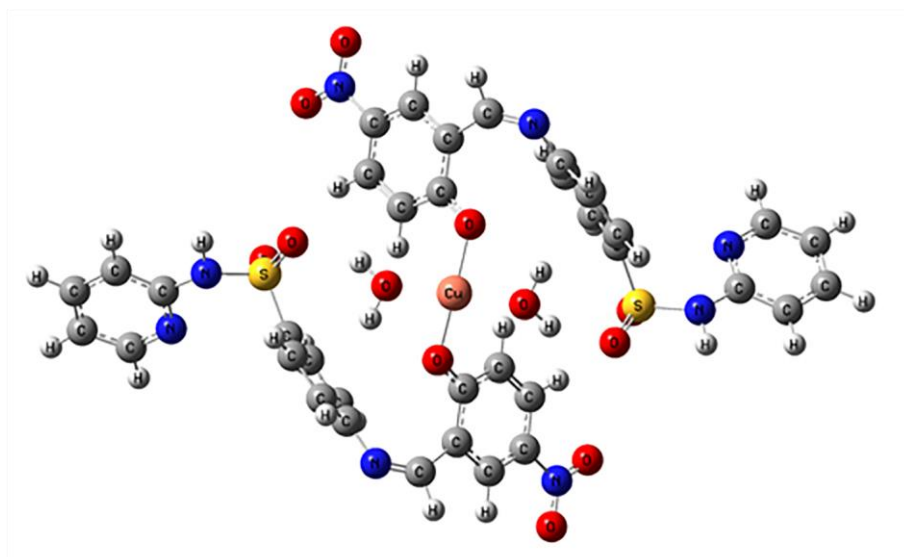
26

Fig. S2. Optimized geometry of  $L^3H$  ligand



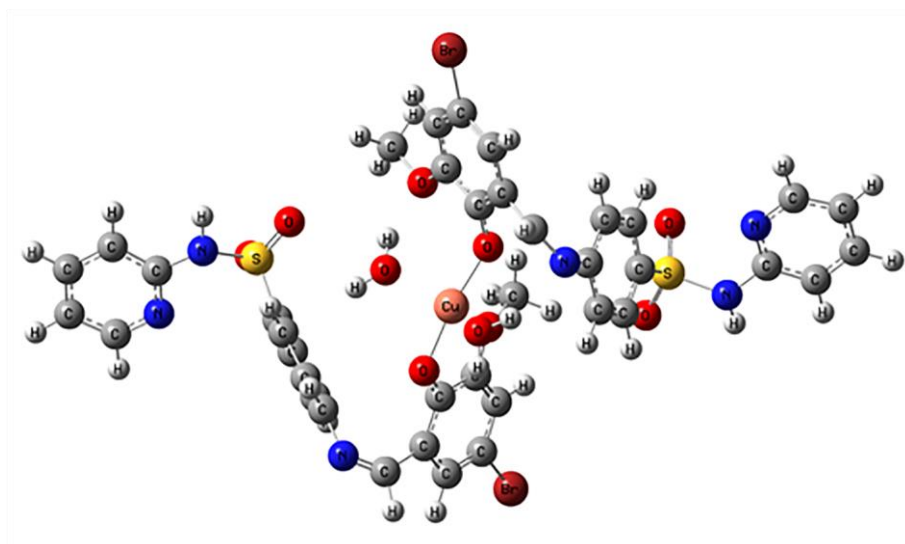
27

Fig. S3. Optimized geometry of  $L^4H$  ligand



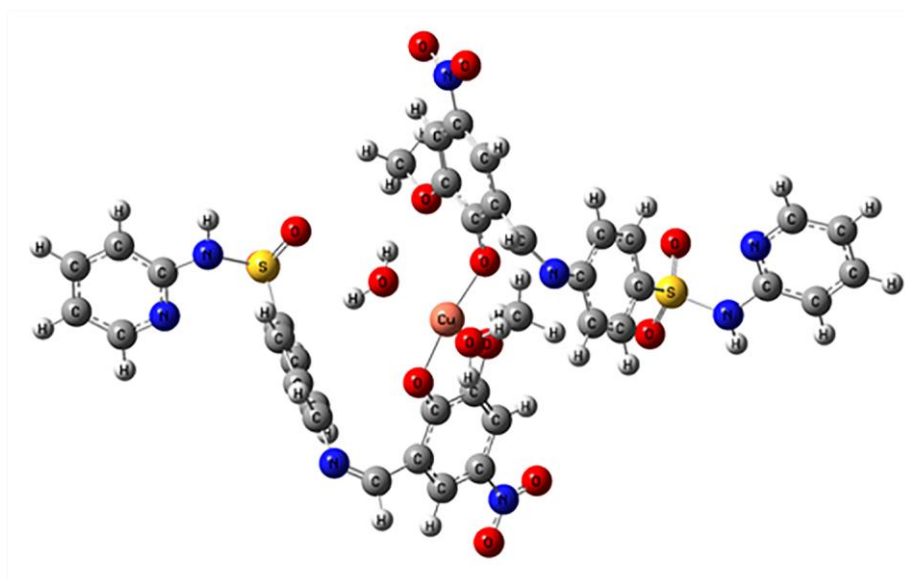
28

Fig. S4. Optimized geometry of the  $[Cu(L^2)_2(H_2O)_2] \cdot 2H_2O$  complex



29

Fig. S5. Optimized geometry of the  $[\text{Cu}(\text{L}^3)_2(\text{H}_2\text{O})_2] \cdot 3\text{H}_2\text{O}$  complex



30

Fig. S6. Optimized geometry of the  $[\text{Cu}(\text{L}^4)_2(\text{H}_2\text{O})_2] \cdot 3\text{H}_2\text{O}$  complex

31